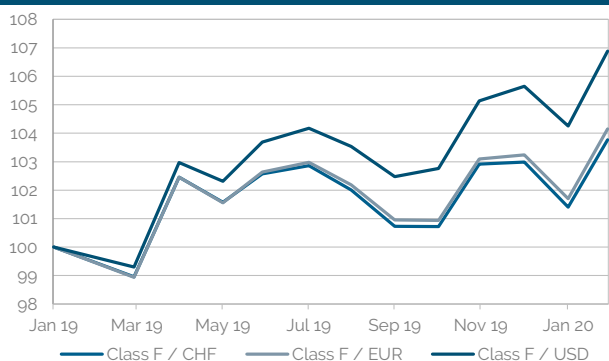


Investment Strategy

The fund pursues an active investment approach and the objective is to generate consistent absolute returns of around 7%-10% p.a. in USD in any market environment. The fund can invest in any investment classes that, in our opinion, appear to be attractive in the relevant capital market environment with the possibility to build up long and short exposure. A determining factor for each investment decision is the risk/reward ratio. The potential for yield must considerably overcompensate for any risks of loss. The idea generation is based on a proprietary research system in which a systematic selection process delivers the opportunity set - a portfolio of ~30 positions is built on this basis. The preservation of capital and the achievement of an absolute return with attractive yields on a permanent basis are the central focus of our endeavours. The fund is deliberately not oriented to a benchmark and is suitable for investors seeking a dynamic allocation. The strategy is meant to deliver its advantage over a full market cycle, typically 3 to 5 years.

Cumulative Performance



Fund Net Performance

	MTD	YTD	SI	SI p.a.
Class F / CHF	2.33%	0.76%	3.77%	3.77%
Class F / USD	2.52%	1.17%	6.88%	6.88%
Class F / EUR	2.41%	0.88%	4.15%	4.15%

Risk/Return Metrics (Class F / USD)

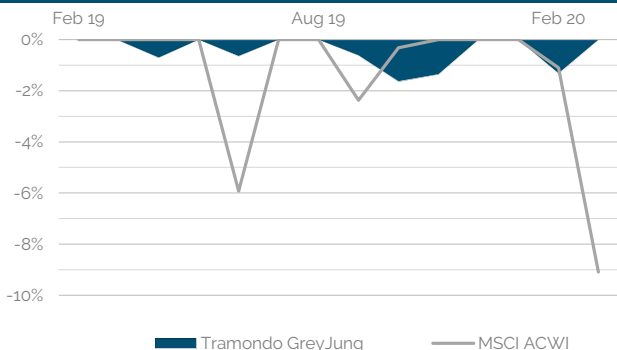
Performance since inception				6.88%
Volatility p.a.				5.01%
Largest monthly loss				-1.31%
Maximum drawdown				-1.63%
Drawdown period (months)				4
	BBG Barc. Global Bonds (USD)		MSCI ACWI (USD)	
Correlation	-0.28		0.35	
Beta factor / R ²	-0.41 / 0.08		0.14 / 0.12	

Monthly Net Returns (Class F USD)

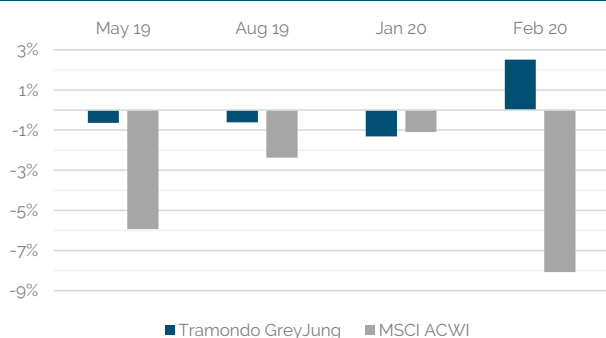
	Jan	Feb	Mar	Apr	May	Jun	Jul	Aug	Sep	Oct	Nov	Dec	YTD	SI
2020	-1.31%	2.52%											1.17%	6.88%
2019		-0.03%	-0.67%	3.69%	-0.64%	1.35%	0.46%	-0.61%	-1.02%	0.28%	2.30%	0.49%	5.65%	5.65%

Note: Fund launch date February 19, 2019

Maximum Drawdown



GreyJung vs. MSCI ACWI TR USD in negative months



The MSCI ACWI (M1WD Index) and BBG Barclays Global Bonds (LEGATRUU Index) serves only as a reference for illustration reasons.

Fund Commentary

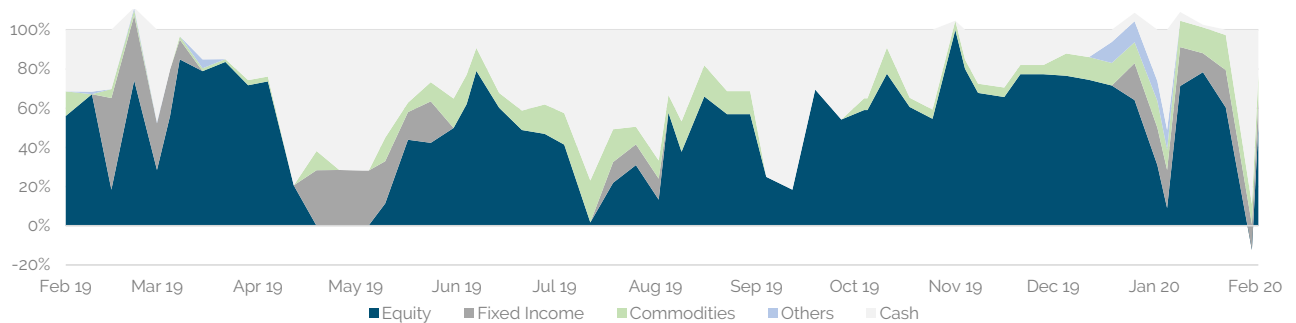
February turned out to be a very wild and violent month. The coronavirus outbreak (especially the one outside of China) replaced everything else as the main focus for the markets. The first half of the month was marked by a rally, with selected equity markets recording all-time highs from which we were able to benefit considerably. Taking into account several profit guidance cuts of market-leading stocks and breadth warnings (no broad participation in rallies), we sold most individual stocks and replaced them with equity index futures with tight stops. As a result, we remained aggressively positioned with around 80% equities before the sharp reversal in global markets. However, due to the tight stops, our equity engagement was quickly reduced to around 30% on Thursday (Feb 20) by taking profits ahead of the historic sharp sell-off. On Monday 24th of Feb, we eventually cut it to almost 0%. Simultaneously, we increased our long dated US Treasury exposure due to a breakdown in yields (30 yrs). February offered tailwinds and severe headwinds and we were able to adjust our sails to take advantage of the increased volatility.

The fund finished the month up +2.52% in USD. Main positive contributors have been short equity index futures, long dated US-Treasury Futures, long USD vs CHF and long FTSEMIB-Futures (Italy). Negatively affecting returns were single equities and - rather surprisingly - gold (-1.3% in USD in February, -4.6% on the last day of the month due to forced liquidations/margin calls in the US).

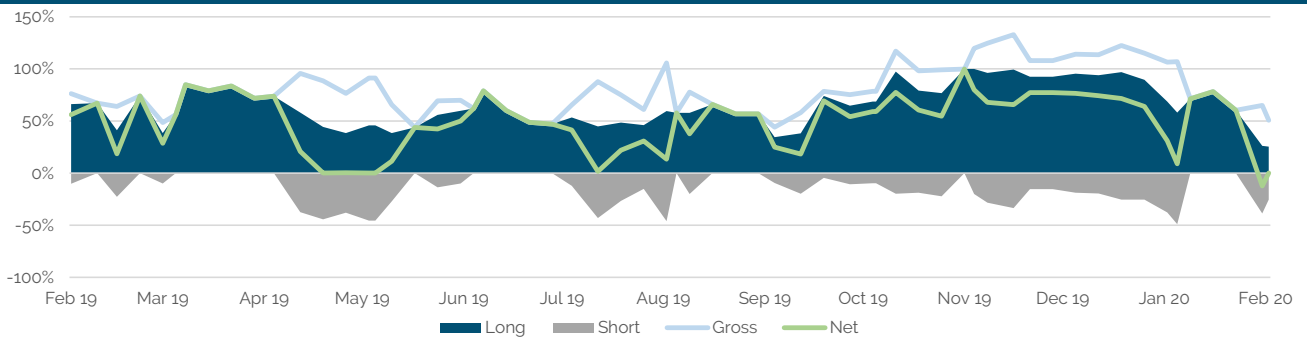
As of now and looking ahead, our current risk allocation is still limited and we try to have as little complexity in the portfolio as necessary. We only tactically but aggressively engage into equities and keep a low gross exposure to fixed income and commodities while we are not engaged in FX at all momentarily. Lastly and as stated in our intra-month update, the truth is that neither we nor anyone else knows what is going to happen in the coming weeks and, hence, we have a more cautious near-term stance. We remain flexible and open-minded and try to take advantage of volatility as soon as the situation becomes manageable.



Net Asset Allocation



Net Equity Exposure



Investment Key Data

Fund Size in CHF in Mio.	25	Strategy	Trading
Base Currency	CHF	Sub-Strategy	Discretionary
Denominations	CHF, EUR, USD	Fund Structure	AIF
Management Fee	0.75%	Domicile	Liechtenstein
Performance Fee	10% (w/ high water mark)	Investment Manager	Tramondo Investment Partners AG
Launch Date	19.02.2019	Custodian	LGT Bank AG
Valuation Day	Weekly, Tuesdays	Administrator	LGT Financial Services AG
Subscription Frequency	Weekly, Tuesdays	Auditor	PwC
Subscription Notice Period	none	Legal Counsel	Dr. J. Bollag & Cie.
Redemption Frequency	Weekly, Tuesdays	Paying Agent (CH)	Frankfurter Bankgesellschaft (Schweiz) AG
Redemption Notice Period	5 business days	Representative Agent (CH)	OpenFunds Investment Service AG

Share Class Information

Class	CCY	ISIN	Mgmt Fee	Perf Fee	Status	Launch	NAV	MTD	YTD
F Shares	CHF	LI0456069959	0.75% p.a.	10%	open	Feb 19	1'037.68	2.33%	0.76%
F Shares	USD	LI0456069934	0.75% p.a.	10%	open	Feb 19	1'068.82	2.52%	1.17%
F Shares	EUR	LI0456069942	0.75% p.a.	10%	open	Feb 19	1'041.50	2.41%	0.88%

Legal disclaimer: The fund may only be marketed in the principality of Liechtenstein and Switzerland (only to qualified investors according to Swiss law). This information is intended solely for the individual recipient. Distribution to third parties is therefore not permitted. Further details can be found in the prospectus (see representatives & paying agents). The current prospectus and the current annual report can be obtained free of charge from LGT Fund Management Company Ltd., Herrengasse 12, 9490 Vaduz, Liechtenstein as well as on the website of the Liechtenstein Investment Fund Association (Liechtensteiner Anlagensfondsverband, "LAFV") at www.lafv.li. Representative in Switzerland: OpenFunds Investment Services AG, Seefeldstrasse 35, 8008 Zürich. Payment Agent in Switzerland: Frankfurter Bankgesellschaft (Schweiz) AG, Borsenstrasse 16, 8001 Zürich. Where units are distributed outside Liechtenstein, the pertinent provisions in the respective country shall apply. The units have not been registered under the United States Securities Act 1933. With regard to distribution in the United States or to US citizens or persons resident in the United States, the restrictions detailed in the prospectus shall apply. A gain in value in the past – even if this corresponds to a longer time period – provides no guarantee of positive performance in the future. Especially, this applies when the shown performance is less than 12 months. The risk of price and foreign currency losses and of fluctuations in return as a result of unfavorable exchange rate movements cannot be ruled out.